



1 Thirsk Road, Corby, NN18 0PN



£219,950

Stuart Charles are delighted to offer for sale this three bedroom end terrace home located in the Beanfield area of Corby. Located in a quiet cul-de-sac only a short walk to local shops and schools early viewing is highly recommended!! The accommodation on offer comprises an entrance hall, good size lounge/diner and kitchen with utility room. To the first floor are three well proportioned rooms, a large storage cupboard and a three piece family bathroom. Outside to the front there is a laid lawn and a block paved area with side gated access to the rear. The rear benefits from a wrap around garden with a combination of gravel, laid lawn and patio areas with sleepers boarder for mature bushes and plants. There is also a garden shed. This is all enclosed by a timber fence surround with a side gate to the front. Call now to book a viewing!!

- NO CHAIN
- NEW DOUBLE GLAZED WINDOWS AND DOORS
- POTENTIAL TO EXTEND
- CLOSE TO THE TOWN CENTRE
- MODERN COMBI BOILER
- REFITTED KITCHEN
- LARGE REAR GARDEN
- GOOD TRANSPORT LINKS

Entrance Hall

Entered via a double glazed door to the front elevation, stairs rising to first floor landing, doors to:

Lounge/Diner

21'08 x 10'04 (6.60m x 3.15m)

Double glazed window to front elevation, double glazed doors to the rear elevation, tv point, telephone point, door to:

Kitchen

9'4 x 7'6 (2.84m x 2.29m)

Fitted to comprise a range of base and eye level units with a one and a half sink and drainer, integrated gas hob and oven, space for automatic washing machine, double glazed window to rear elevation, door to:

Utility Area

Double glazed window to the side elevation, space for American style fridge freezer.







Landing

Loft access, double glazed window to front elevation, doors to:

Bedroom One

11'03 x 11'04 (3.43m x 3.45m)


Double glazed window to rear elevation, fitted wardrobes, radiator.

Bedroom Two

11'04 x 10'10 (3.45m x 3.30m)

Double glazed window to front elevation, fitted wardrobes, radiator.





Bedroom Three

8'07 x 7'02 (2.62m x 2.18m)

Double glazed window to rear elevation, radiator.

Bathroom

5'09 x 4'09 (1.75m x 1.45m)

A three piece suite comprising a bath with shower over, vanity wash hand basin and WC. Further features include full complimentary tiling, radiator and an obscure double glazed window to the side elevation.

Outside

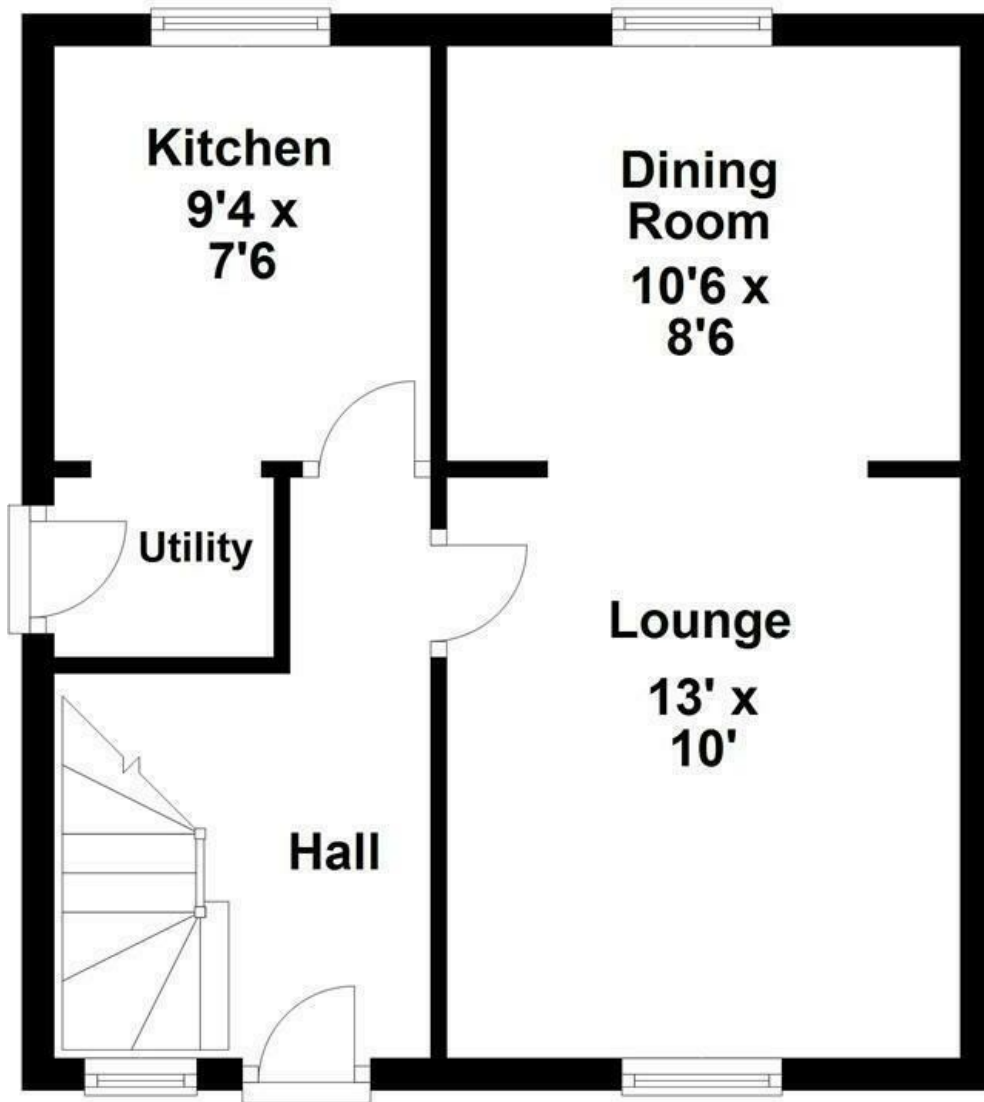
Outside to the front there is a laid lawn and a block paved area with side gated access to the rear.



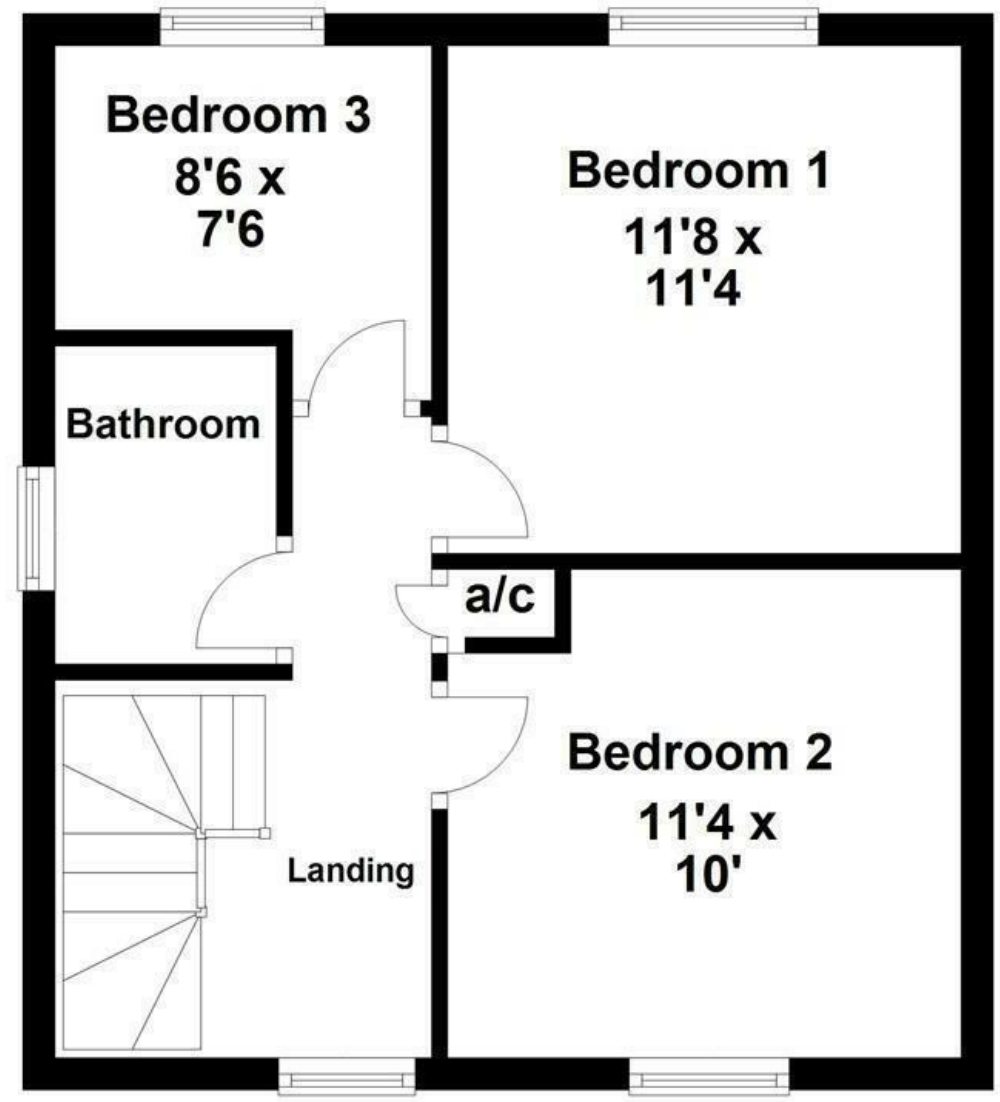


The rear benefits from a wrap around garden with a combination of gravel, laid lawn and patio areas with sleepers boarder for mature bushes and plants. There is also a garden shed. This is all enclosed by a timber fence surround with a side gate to the front

Ground Floor



First Floor



Floor plan not to scale - for guidance purposes only.
Plan produced using PlanUp.

