



14 Folkestone Drive, Corby, NN18 8GZ

£219,950

*** IDEAL FOR FIRST TIME BUYERS!!**
Stuart Charles are delighted to offer for sale with NO CHAIN this three bedroom semi detached family home located in the popular Oakleyvale area of Corby. Situated in a quiet cul de sac and walking distance to several schools and early viewing is recommended to avoid missing out on this home. The accommodation comprises to the ground floor of an entrance hall, guest W.C and an open plan lounge/kitchen/diner. To the first floor are three good sized bedrooms and a three piece family bathroom, the master bedroom also benefits from a three piece shower en-suite. Outside to the front is a low maintenance lawn and off road parking space while to the rear a patio area leads onto a laid lawn and is enclosed by timber fencing to all sides. Call now to view!!.

- NO CHAIN
- OPEN PLAN LOUNGE/DINER/KITCHEN WITH POTENTIAL TO SEPERATE
- THREE GOOD SIZED BEDROOMS
- OFF ROAD PARKING
- WALKING DISTANCE TO PRIMARY AND SECONDARY SCHOOLS
- LOCATED IN A QUIET CUL DE SAC
- GUEST WC
- FAMILY BATHROOM AND EN-SUITE
- CORNER PLOT GARDEN
- CLOSE TO OAKLEYVALE SHOPS AND MORRISONS

Entrance Hall

Entered via a double glazed door, radiator, under stairs storage area. telephone point, stairs rising to first floor landing, doors to:

Guest W.C

Fitted to comprise a two piece suite consisting of a low level pedestal, low level wash hand basin, radiator.

OPEN PLAN KITCHEN/DINER/LOUNGE

Kitchen/Diner

15'4 x 8'6 (4.67m x 2.59m)

Fitted to comprise a range of base and eye level units with a single steel sink and drainer, gas hob with extractor, electric oven, space for free standing fridge/freezer, space for automatic washing machine, radiator, double glazed window to front elevation, wall mounted boiler, opening to:







Lounge

15'4 x 10'6 (4.67m x 3.20m)

Radiator, Tv point, double glazed window to rear elevation, double glazed French doors to rear elevation.

First Floor Landing

Loft access, airing cupboard, doors to:

Bedroom One

13'05 x 8'06 (4.09m x 2.59m)

Double glazed window to rear elevation, radiator, tv point, door to:





En- Suite

Fitted to comprise a three piece suite consisting of a mains feed shower cubicle, low level wash hand basin, low level pedestal, radiator, extractor.

Bedroom Two


8'09 x 8'02 (2.67m x 2.49m)

Double glazed window to front elevation, radiator.

Bedroom Three

10'06 x 6'05 (3.20m x 1.96m)

Double glazed window to rear elevation, radiator.





Bathroom

Fitted to comprise a three piece suite consisting of a panel bath, low level pedestal, low level wash hand basin, radiator, double glazed window to front elevation.

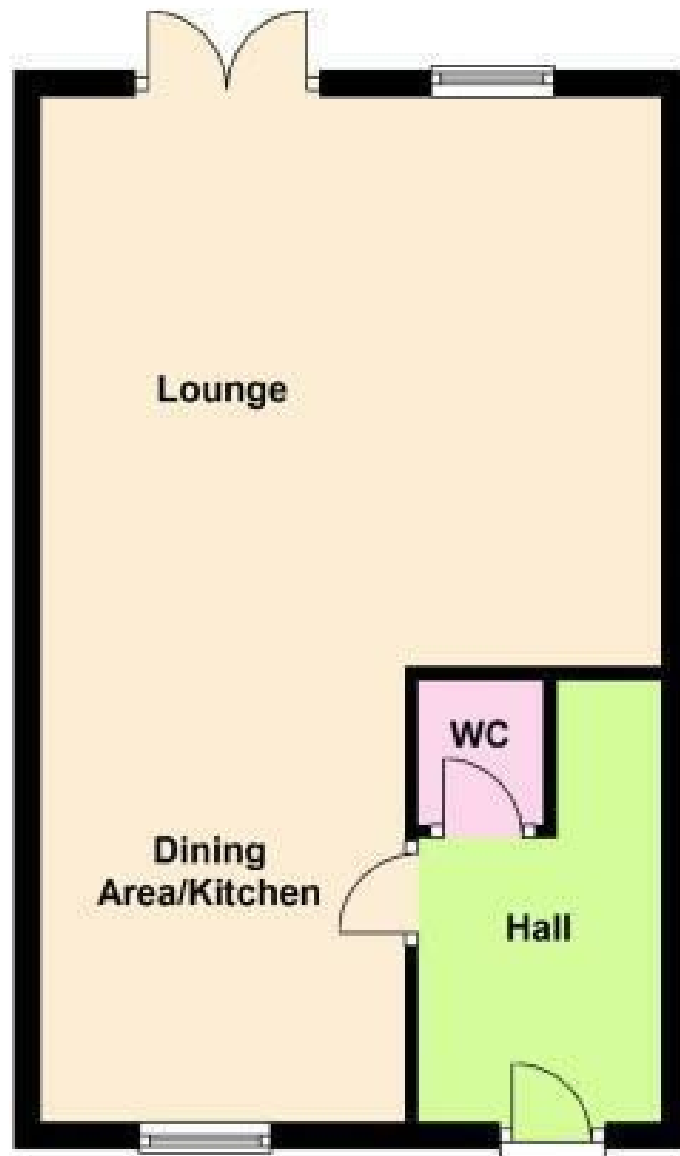
Outside

Front: A low maintenance lawn leads to a driveway which provides off road parking and has gated access to the rear.

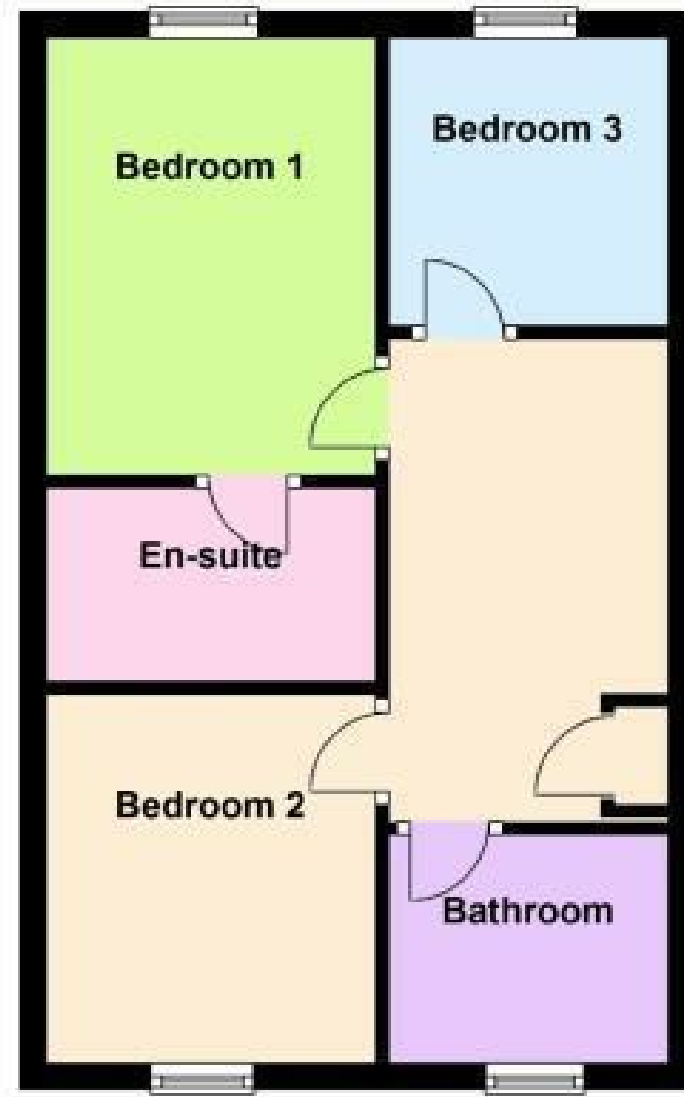
Rear: A patio area leads onto a laid lawn and is enclosed by timber fencing to all sides, gated access to front and timber shed located to the side.



Ground Floor



First Floor



Floor plan not to scale - for guidance purposes only.
Plan produced using PlanUp.

